

6to7



Year 6 Parent/Carer Meeting 01/07/2021

Welcome and introduction

- **Helena Marsh, Principal**
- **Shahla Matarazzo, Acting Deputy Principal**
- **Anna Garner, SENCO**

Aims of the evening

- To **warmly welcome** your family to Linton Village College
- To provide you with **reassurance** out how your child's/children's transition is being managed by us
- To share with you the **differences between primary and secondary school**
- **To introduce you** to more of the LVC team
- To provide you with information about **how to communicate with us**
- To provide **opportunities for you to find out more** about the things that you have questions about

Changing Schools

FEAR

ARE YOU
SCARED?
OR SIMPLY
SUPER
EXCITED?

TWO SIDES
OF THE
SAME COIN

TWO SIDES
OF THE
SAME COIN

EXCITEMENT

At LVC we are...

INCLUSIVE

AMBITIOUS

ENRICHING

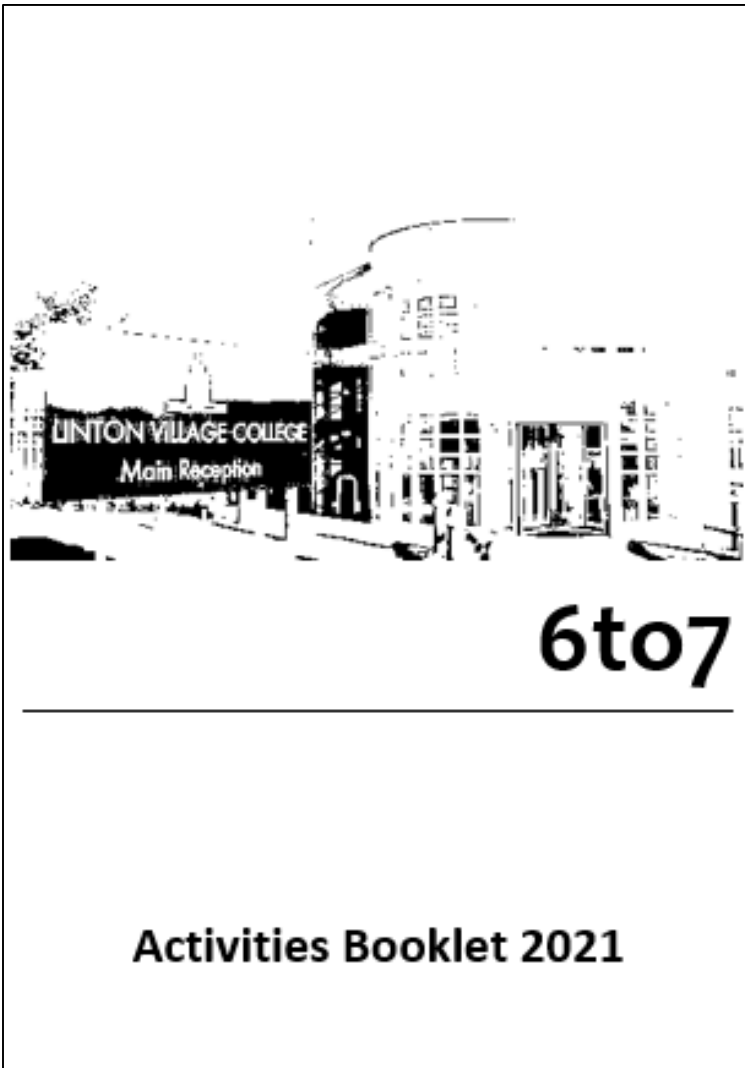
The transition process so far

- **Admissions booklets** completed by you
- **Postcards** completed by you to indicate specific communication from a named member of LVC staff which has, in some cases, involved additional transition activities
- **Information sharing from Y6 teachers** to LVC colleagues to help us get to know your child quickly
- **Visits** to some primary schools by LVC staff where Y6 teachers have been able to share more information to further support your child's transition
- **Opportunities for Y6 children to ask questions during the above visits**

The transition process so far

- **Involvement of LVC SENCO** in review meetings at primary schools
- **Parent meetings at LVC** for children with SEND
- **Separate SEND transition activities/morning at LVC**
- **Bespoke tours** requested by those with additional needs
- **Activities 'bundle'** shared with all primary schools

The transition process so far



- Feelings
- Map
- Timetable
- Making friends
- What would you do if
- All about me

The transition process so far



6to7

MAKING NEW FRIENDS

Moving to secondary school provides you with opportunities to extend your friendships. Most year 6 children find the thought of having to make new friends a bit worrying. This is normal. You will definitely make new friends and this will be a very positive thing but it will take some work from you and others to make it happen.


Use the following bases to reflect on friendship.

Things that make me a great friend...	Things I look for in a friend...	Things to avoid in a friend...

Words and ideas that will help you with the above:

1. Calm, caring, kind, good listener, funny, confident, cheerful, understanding, responsible, thoughtful
2. Someone who enjoys the same things, shares similar interests
3. Arrogant, rude, selfish, thoughtless, unkind, someone who ignores you or ignores you sometimes, jealousy

To make new friends you will need to have some 'conversation starters' ready to help you to begin talking to different people. Discuss some ideas about how you could start conversations with a peer and then add these to the speech bubbles below.



6t

You will already know that sometimes friendships can be a bit tricky. Use the following 'cards' as discussion points with your peers. What would you do in these situations?

1. Your primary school friends are leaving you out.
2. None of your primary school friends are on your bus. There are other year 7 children on your bus but you don't know them yet.
3. You notice another year 7 who is always alone.
4. There is another year 7 in your class who you have a feeling you would get on with really well. You don't know them yet.
5. Lots of people in your class are communicating on Instagram and Snapchat. Your parents will not let you have these apps as you are not 13.
6. You have been invited to a birthday party of one of your new friends. You are not sure if you will know many people there.
7. You notice that some year 7s are leaving another person out- on purpose.
8. You are finding it difficult to see your friends at lunchtime.

TOP 10 TIPS FOR HEALTHY FRIENDSHIPS

1. Be caring and kind towards other people
2. Be open minded (don't judge others)
3. Be a good listener
4. See things from other people's perspective
5. Be yourself
6. Try out new things (clubs)
7. Be prepared to make an effort towards other people
8. Be supportive
9. Be respectful
10. Let an adult know if you are worried about something

The transition process so far

Please use this page to tell your tutor (who you will see every morning from 8:30am – 8:50am) all about you and then bring it with you on your first day at LVC. Use pictures, words and/or photographs! Decorate the page as you wish! The aim is to make it all about you! Colour in the stars too!

ALL ABOUT ME

My Family...	MY HOBBIES/INTERESTS...	My Birthday...
		My Favourite Colour...
		My Favourite Song...
My Favourite Food...	My Lucky Number...	My Name...
People who I admire...	My dreams and aspirations are...	If I was an animal I would be... and why?
My Favourite Place/s...	I would love to travel to...	My Favourite Book...
		My Favourite Film...

The transition process so far

ISSUE 1

LVC 6to7 PARENT/CARER BULLETIN

Independent Caring Ambitious Reflective Curious Responsible

A message from Mrs Marek, Principal

While it is a real shame that we cannot invite all of you here to experience the full transition this year, I hope that you benefit from the adjusted programme and virtual alternatives. It has been lovely to start to read introductory letters from Year 6; I look forward to receiving even more over the coming weeks.



A message from Mrs Matarazzo, Acting Deputy Principal and Transition Lead

Welcome to the first edition of our College's new Parent/Carer Bulletin. We hope that this weekly form of communication will provide you with useful information to support your child/children's transition to secondary school. Each week the Bulletin will be split up into three sections: Getting Ready/Things to Sort Out; Transition Activities Underway and Coming Up. Please note that we have an online parent/carer welcome and introductory meeting next Thursday from 7pm - 7.45pm (see Coming Up section below for more details).


Getting Ready/Things to Sort Out for Parents/Carers

Uniforms

Our [Uniform Guidebook](#) contains lots of useful information about College uniform expectations. Our uniform supplier for all items with a logo is [The Schoolstore](#). The booklet provides additional information about items without the College logo along with a page of hyperlinks to sites and trousers that can be purchased from various high street stores and supermarkets. We have also included a FAQs page for your convenience. Uniforms (sweatshirts) can be purchased through aQuld before 0th July 2021. Mrs Matarazzo



Transition Activities Underway



Activities Booklet

All primary schools have received an [Activities Booklet](#) and accompanying teaching resource. This booklet will allow your child/children to consider and reflect on how they are feeling about their move to secondary school as well as providing lots of practical activities to do that will alleviate some of their anxieties such as getting lost; how to read a timetable; organise themselves for each day and making new friends. There is also a link to an [introductory tour](#) of the College.

Mrs Matarazzo

New Uniform Item

Please don't forget to order our new sweatshirt via aQuld before 01/07/2021. Contact help.fans@lvc.org with any queries.

Tours

Last week the College started tours for students who are feeling particularly anxious about changing schools. These tours adhere to current government guidelines and can be requested via school SENCo. For further information about tours please contact the SENCo at your child's school or Anna Gamar (anna.gamar@lvc.org).

Faculty Introductions & Teacher Lessons

This week the College has sent all primary schools a welcome/introduction pack from our faculty. This pack also includes a teacher lesson from each area. These worksheets have been designed to be completed at school or at home.

Coming up

There is a welcome and introductory parent/carer meeting scheduled as our transition programme for Thursday 1st July. This event has been moved to online so we can adhere to Covid safety guidelines. The meeting will be from 7pm - 7.45pm and can be joined from [here](#). If you have any questions that you would like us to answer during this event, please add them to [this form](#) for us.

- Weekly parent/carer bulletin
- One-stop shop!
- Three sections: getting ready; transition activities and coming up

The differences between primary and secondary school

1. Timings of the school day:

Tutor Time	8:30am – 8:50am
Period 1	8:50am – 9:50am
Period 2	9:50am – 10:50am
Break	10:50am – 11:15am
Period 3	11:15am – 12:15pm
Period 4	12:15pm – 1:15pm
Lunch	1:15pm – 2:05pm
Period 5	2:05pm – 3:05pm

The differences between primary and secondary school

2. The timetable

5 lessons
or periods
a day

Fortnightly
t/t, week 1
and week 2
are different

PERIOD	MON1	TUES1	WED1	THURS1	FRI1
Tutor Time 8:30am – 8:50am					
1	Geography CPA 3	Computing PW IT2	History RD 2	Drama LT DR	Spanish EFS MB1
2	Science NS S1-2	Spanish EFS MB1	Music MU 20	Art JMC AR1	Mathematics MP TE1
Break Time 10:50am – 11:15am					
3	Maths RW M4	RS CS 8	Maths MP TE1	DT HCR AR2	English ECR L1
4	English JFI E3	Mathematics MP TE1	PE KL	Geography CPA 3	DT HCR TE1
Lunch Time 1:15pm – 2:05pm					
5	PE KL	PE KL	Dance CW	Science NS S1-2	English ECR L1

PERIOD	MON2	TUES2	WED2	THURS2	FRI2
Tutor Time 8:30am – 8:50am					
1	Maths RW M4	RS CS 8	English ECR L1	Geography CPA 3	Computing PW IT2
2	Science NS S1-2	Spanish EFS MB1	Food Tech LJ TE4	Drama LT DR	Science NW S1-4
Break Time 10:50am – 11:15am					
3	PE KL	Science NS S1-2	Music MU	History RD 2	Spanish EFS MB1
4	Spanish EFS L1	English ECR L1	History RD 2	Food Tech LJ TE4	Art JMC AR1
Lunch Time 1:15pm – 2:05pm					
5	English ECR L1	DT HCR AR2	Maths RW M4	Science NS S1-2	English JFI E3

The differences between primary and secondary school

3. Home learning

satchel:one

For access to Show My Homework

Login

[Forgot password?](#)


Staff	Parent	Student
-------	--------	----------------

I already have an account

I don't have an account yet

Linton Village College

Enter email address or username

Enter password 

Log in

Need help logging in?

▶ [Logging in as a student](#)

Forgot password?

Reset your password using your school email address.

Correct any typos or try a different email address you may have used. We are not able to share any login details for security reasons.

Issues with the PIN?

You only need a PIN to log in for the first time. If you have forgotten your details and cannot reset your password, contact the school for a new PIN or [ask your parent](#).

The differences between primary and secondary school

Home learning

To-do list

[Home](#) / [To-do list](#) / [Issued](#)

Issued **Completed**

Filter list by using key words in the search box

This week

Wednesday

01

July

English: Wednesday writing task: Writing to describe a character

Essential learning1. Watch this youtube video to hear Mrs Merry explain the task...
Classwork for group **8a/EeA** - English - Mrs J. Fisher

Wednesday

01

July

Revision

Essential learning: Revise the topics covered so far this half term in preparation f...
Homework for group **8a/Ma1** - Mathematics - Mr A. Ford-Compton

The differences between primary and secondary school

3. Home learning

Issued Completed

Filter list by using key words in the search box

Search...

Tuesday 21 July	Linton Learner Enrichment Challenge Are you up for a challenge? Do you want to continue the amazing progress you... Homework for group 8OM - Modified Curriculum - Dr O. Marston	<input checked="" type="checkbox"/>
Friday 03 July	English 500 words writing competition: Black lives matter An optional challenge for those of you inspired by our 'voices from around the w... Flexible task for group 8OM - Directed Study - Mrs E. Merry	<input checked="" type="checkbox"/>
Wednesday 01 July	5 minute listen - Brahms hungarian dance no5 We're into July today and this is the 15th recording of the 5 minute listen. Hope y... Flexible task for group 8a/MuA - Music - Mrs H. Luckes	<input checked="" type="checkbox"/>

The differences between primary and secondary school

4. Attendance, behaviour (pos/neg), attainment

Attendance

Attendance	95.89%	
Authorised absences	14	
Unauthorised absences	0	
Unknown marks	0	
Possible sessions	341	

Behaviour

[View full behaviour record](#)

Most recent events

All events in 2018, Sep 2017, Oct 2017, Nov 2017, Dec 2017, Jan 2018, Feb 2018, Mar 2018, Apr 2018, May 2018, Jun 2018, Jul 2018

When	Event
Sat, 30 Jun	POSTCARD Linton Learner postcard for a significant achievement Year 7, English, 7aJR/Ee
Sat, 30 Jun	POSTCARD Linton Learner postcard for a significant achievement Year 7, Registration, 7JR
Thu, 28 Jun	POSTCARD Linton Learner postcard for a significant achievement Year 7, Drama, 7a1B/Dr

The differences between primary and secondary school

4. Channels of communication

<u>Tutor</u>	<u>First point of contact</u> for general communication/information
<u>Head of House</u>	Point of contact for something more significant (tutors and Heads of House work very closely)
<u>Subject Teacher</u>	<u>First point of contact</u> for a something that relates specifically to that subject
<u>Head of Subject</u>	Point of contact for something more significant and after the subject teacher has been contacted

The differences between primary and secondary school

4. Channels of communication

PIONEER	PIONEER	DISCOVERY	DISCOVERY
			
<p>Head of House Nichola Addley Support</p>	<p>Deputy Head of House Jemima Price English</p>	<p>Head of House Adam Pelly Biology</p>	<p>Deputy Head of House Janna Fisher English</p>

The differences between primary and secondary school

4. Channels of communication

ENDEAVOUR

ENDEAVOUR

VOYAGER

VOYAGER



Head of House
Danielle Darvill
English



Deputy Head of House
Alex Ford-Compton
Maths



Head of House
Louise Keen
MFL



Deputy Head of House
Kellie London
PE

The differences between primary and secondary school

4. Channels of communication

Supporting students who have additional needs

The differences between primary and secondary school

5. Groupings

Tutor group

Learning group

Language option

Gender balance

Primary school

Mixed ability

Mobile phones



1. Greater independence
2. LVC expectations regarding mobile phones
3. Boundaries
4. Group chats/notifications
5. Messages that disappear and accountability/responsibility

Live questions

Log into:

student.desmos.com

NSJ DEQ

Frequently asked questions

How do we find out more detail about the buses? Is there a named person to contact? SM

When will we get the sQuid card and how does this work? What happens if my child loses their sQuid card? SM

What time should my child arrive at school? HM

What are the arrangements for the first day? HM

Where can I find out more information about uniform? AG

How much homework can my child expect? AG

What basic equipment will my child need for September? SM

Are lockers available at the College? SM

Our child is coming from a small feeder primary school, we are worried that they will not make friends? HM

What happens if a child feels unwell during the school day? HM

What happens if a child becomes upset during the school day? AG

Our child's primary school keeps medication on site, is there this arrangement at LVC? AG

What are 8M8s? SM

How are groups formed at the College? SM

What is the difference between a tutor group and learning group? HM

How will we know how our child is getting on? HM