




**‘We want learners to be **literate, articulate and insightful** members of society, enriched by an appreciation of language and literature’.**



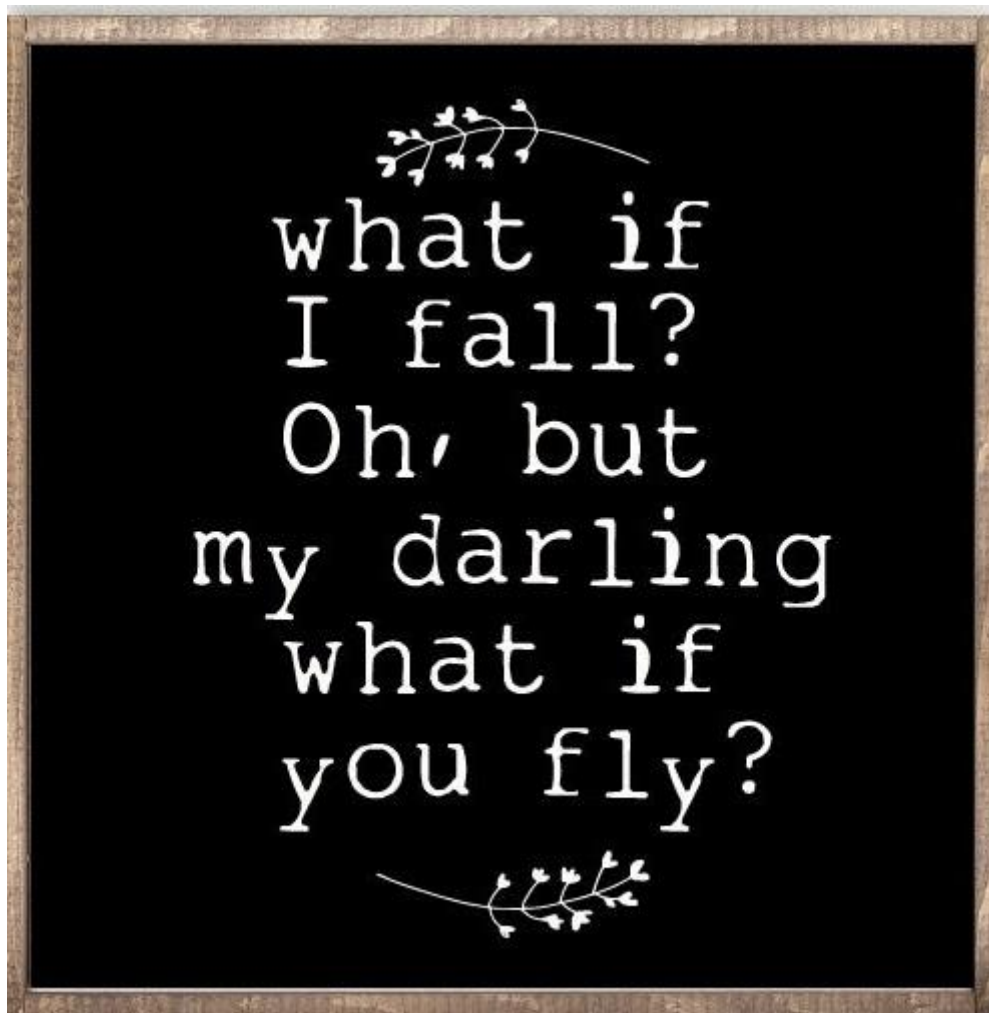


Do you value the subject?

Do you understand the value of the subject?



Nothing  
Changes  
if  
Nothing  
Changes





When	Lit	Lang	Assessments
October - December	Finish 19 <sup>th</sup> Century novel	Complete Paper 2	Lang 2 and 19 <sup>th</sup> C mock
January – February	Finish Poetry revise An Inspector Calls	Revise Paper 1	Lang 1 and Modern novel mock exam
February - May	Revise Shakespeare and then a quick 'bootcamp' through all.	Focused questions and a chance for a whole run through	In class

Formal Mock exams

When	What	Assessments
November	Language Paper 2	1.45 full past paper
	Literature Paper 1	45 minutes partial paper
February	Language Paper 1	1.45 full past paper
	Literature Paper 2	2 x 45 minute timed Poetry and AIC
We will endeavour to attempt a full 2:15 min paper for Lit 2 before the study leave		

## Top tips for English Language revision

1. Make the most of lessons  
Teachers have planned the remaining weeks specifically to meet your needs both in response to past performance but also to fully prepare you for upcoming mocks.
2. Complete the home learning on [SatchelOne](https://www.satchelone.com)  
These homework tasks reinforce previous classroom learning and include revision of topics about to be studied. Complete these tasks every week. Your teachers have set very specific tasks for a deliberate reason. Engage with these as fully as you can.
3. Utilise the online learning platforms **SENECA** [www.seneca.co.uk](http://www.seneca.co.uk)



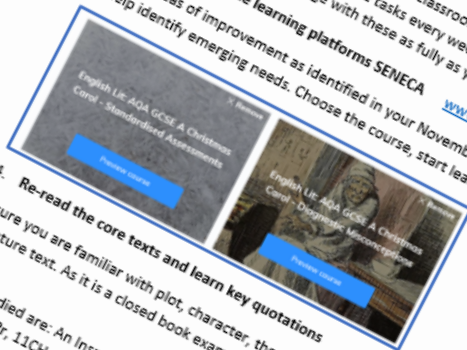
Seneca areas of improvement as identified in your November mocks or use the diagnostic tests to help identify emerging needs. Choose the course, start learning!

4. Complete paper copies of past papers with teachers via YouTube  
Search AQA Language Paper 1 or AQA Language Paper 2 and click on the links to Mr Bruff or Mr Salles who guide you through past papers. Links to the copies of the papers are provided in the comments.  
Mr Bruff: <https://www.youtube.com/watch?v=hMhQIX9DCcQ&t=25>  
Mr Salles: <https://www.youtube.com/watch?v=1djaRq9AgA>

5. Complete paper copies of past papers  
Your teacher will provide you with these throughout the year.
6. Attend English intervention  
Every Tuesday lunchtime by invitation and after school Wednesday

## Top tips for English Literature revision

1. Make the most of lessons  
Teachers have planned the remaining weeks specifically to meet your needs both in response to past performance but also to fully prepare you for upcoming mocks.
2. Complete the home learning on [SatchelOne](https://www.satchelone.com)  
These homework tasks reinforce previous classroom learning and include revision of topics about to be studied. Complete these tasks every week. Your teachers have set very specific tasks for a deliberate reason. Engage with these as fully as you can.
3. Utilise the online learning platforms **SENECA** [www.seneca.co.uk](http://www.seneca.co.uk)  
Seneca areas of improvement as identified in your November mocks or use the diagnostic tests to help identify emerging needs. Choose the course, start learning!
4. Re-read the core texts and learn key quotations  
Ensure you are familiar with plot, character, theme, context and key quotations for each literature text. As it is a closed book exam, you are not able to take copies of the text in with you.  
Texts studied are: An Inspector Calls, Macbeth, AQA Anthology poetry and either Jekyll and Hyde (11LC, 11JP, 11Ch, 11Dd) or A Christmas Carol (11EM or 11KLo)



5. Listen to free podcasts  
<https://podtail.com/en/podcast/gcse-english-revisionpod/>  
English GCSE pod is on [spotify](https://open.spotify.com/show/71Mpn8F7Z0979e9TzNLdzW) or via [podtail](https://podtail.com/en/podcast/gcse-english-revisionpod/) there are links in the comments to the handouts and extracts.

6. Search Mr Bruff or Mr Salles on YouTube for exemplar videos
7. Complete paper copies of past papers via <https://www.aqa.org.uk/subjects/english>
8. Attend English intervention  
Every Tuesday lunchtime by invitation and after school Wednesday






**CHARACTER**

.....  
**ANALYSIS:**



**MACBETH**





# FORMS OF REVISION – DON'T JUST RE-READ YOUR NOTES!

## BRAIN DUMPS

- Write everything you know about the topic in **one colour**
- Read your notes and add what you missed in **another colour.**
- Do further research and add that information in **another colour.**

## KNOWLEDGE ORGANISERS

- Create a page (A4/3) which is a summary of an entire topic on one page.
- Ensure you organize the information into different sub-headings.
- Memorise information in each sub-section at a time, cover it with a post-it/paper and see how much you can recall, check what you missed.

## CREATE QUIZZES

- Write quiz questions for every topic/section of learning – create several at a time and test yourself.
- Vary the texts/questions and up the frequency of harder questions or ones you often get wrong.

## WATCH REVISION VIDEOS

- Youtube E.G for English – MR BRUFF is amazing!
- Listen to the podcasts as directed on leaflet

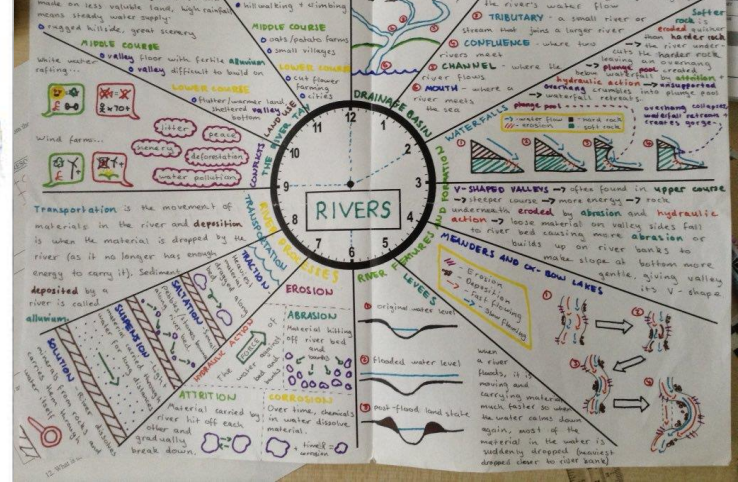
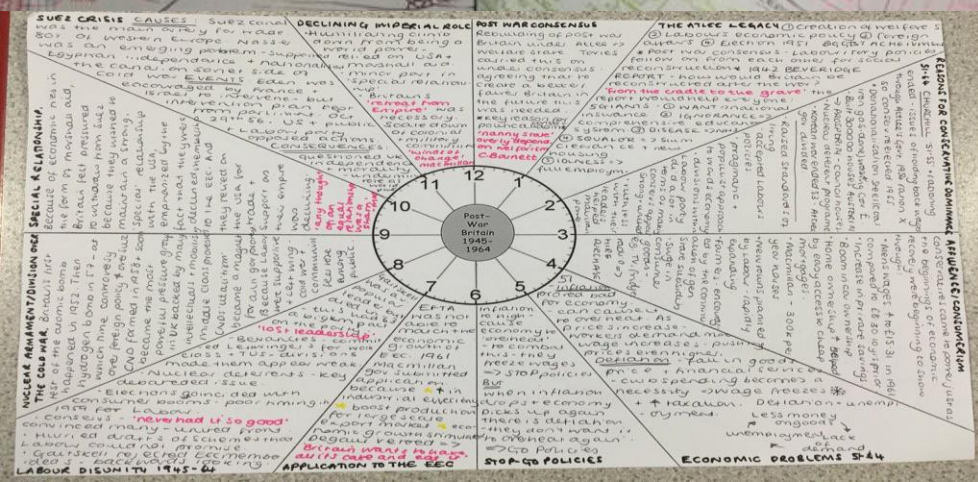
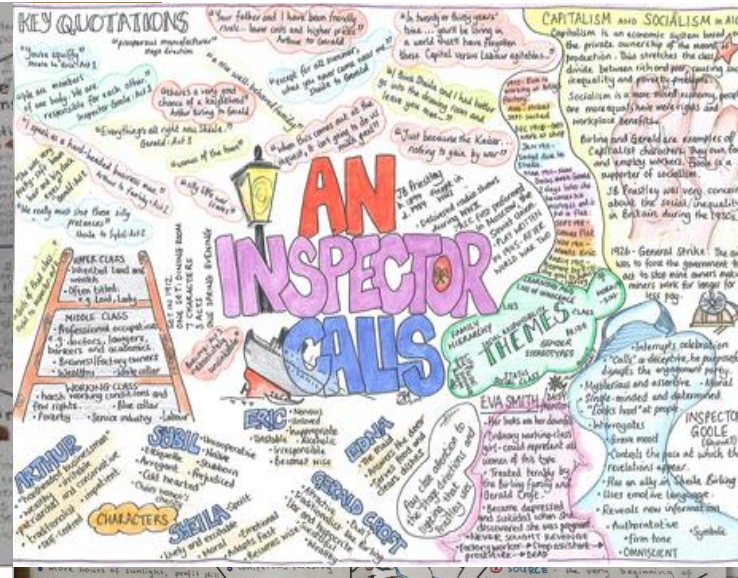

**Key message for LITERATURE:**

**START NOW!**

- **Re-read ALL the texts: A Christmas Carol, An Inspector Calls, A Christmas Carol, The poetry anthology**
- **If there's a film – WATCH IT! Othello, An Inspector Calls, A Christmas Carol**



# Examples of Revision Clocks





## Literature flash cards: made in lesson, by pupils.

Front: key quotes.

Back: themes, ideas, context, language & structure comments)





# How to revise?

## KEY



Re-read and annotate a clean copy of the poem. **Spend 10 minutes** doing this. Then, compare with your annotated anthology copy and add any notes you had forgotten, as necessary.
















Identify and PLAN 5 points you would make in response to this exam question. **Spend 10 minutes** doing this.



Memorise quotes using the dual-coded quotation display posters to aid recall. **Spend 10 minutes** doing this.



Write a response: **WHAT – HOW – WHY** **Spend 10 minutes** doing this.  
If the task is Literature based, **aim** to write at least one side of A4 or about 150 words.

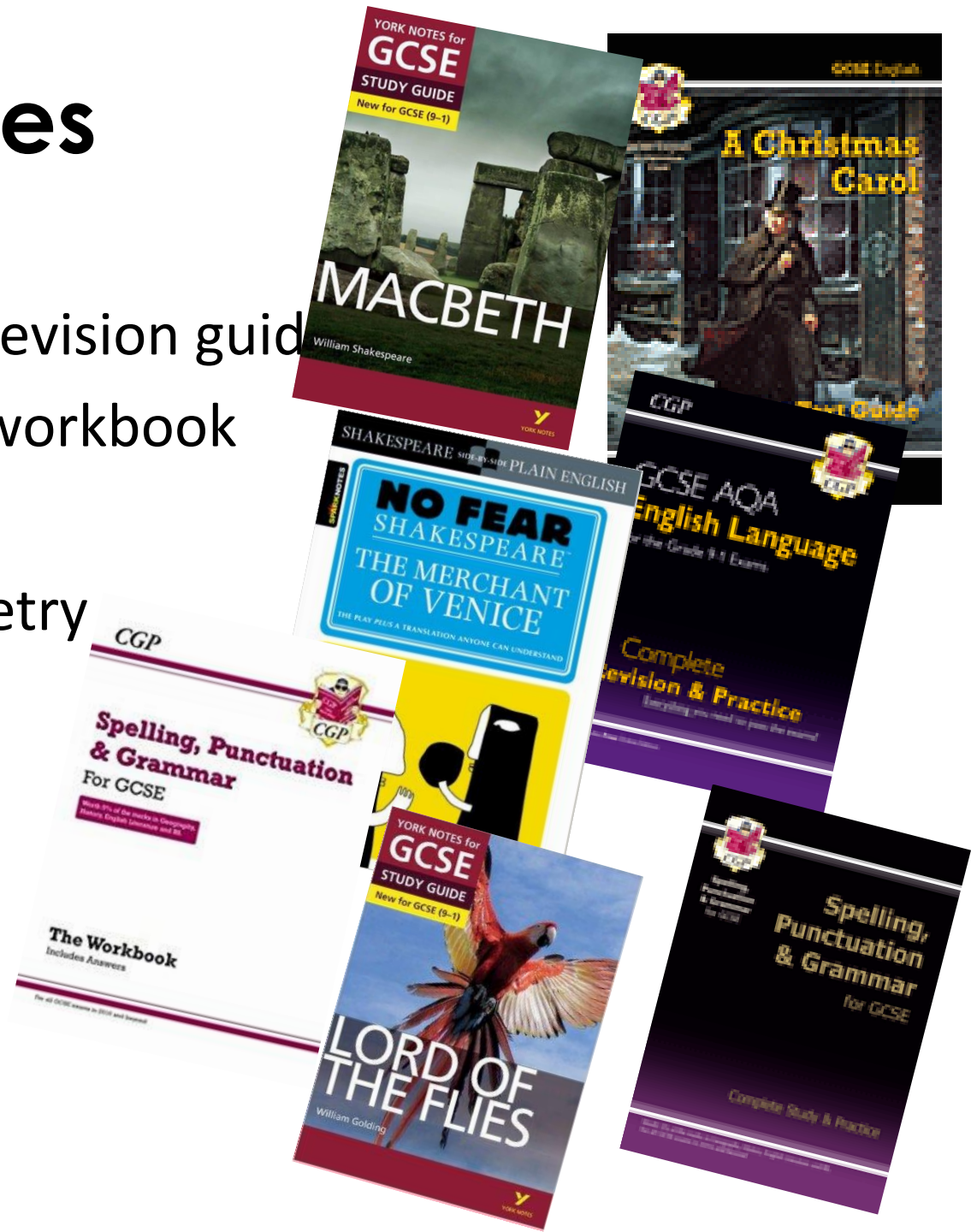
Monday	Tuesday	Wednesday	Thursday	Friday	Wellbeing check in.
 <a href="#">How does Shakespeare present Lady Macbeth as a <b>powerful</b> woman?</a>   <a href="#">To Autumn</a>	 <a href="#">How are ideas of <b>power</b> presented in Ozymandias?</a>   <a href="#">Anthology quotes</a>	 <a href="#">How does Shakespeare present the supernatural in Macbeth?</a>   <a href="#">Macbeth quotations</a>	 <a href="#">Paper 2A Q2 response</a>   <a href="#">How does Shakespeare present the changes in Macbeth?</a>	 <a href="#">The Soldier</a>   <a href="#">Paper 2A Q4 response</a>	<p style="text-align: right;"><b>Check in</b></p> <p>Tick off anything you managed this week from the list below</p> <ul style="list-style-type: none"> <li><input type="checkbox"/> Drinking plenty of water </li> <li><input type="checkbox"/> Doing something you enjoy </li> <li><input type="checkbox"/> Making a <i>start</i> on your revision </li> </ul>



# Revision guides

Purchased in Y10...

- GCSE Language 1-9 revision guide
- GCSE Language 1-9 workbook
- SPaG workbook
- Conflict & Power poetry
- A Christmas Carol
- An Inspector Calls



# At home...

- **Watching** the **Mr Bruff or Mr Salles** videos
- **Annotating** Paper 1 text packs for **language & structure** devices
- **Annotating** Paper 2 text packs for **similarities, differences and language devices**
- **Memorising** quotes (**flash cards** ALL texts)
- **Re-reading and listening** to Lit texts
- **Watching** the film version (Shakespeare, 19<sup>th</sup> C novel, Modern text/Drama)
- **Creating Venn diagrams** for pairs of poems to show links