

How to get organised for exams and revision



Where do I find my child's examination timetable?

- 2nd mock - Satchel One (noticeboard – 13th Jan) and printed copy in tutor time.
- Summer exams – Satchel One following 2nd Mock
- Following **entries** (feb), need to check this is correct – please check names for certificates. Has to be a legal name.

What equipment do they need?

GENERAL

Clear pencil case

BLACK pens

No correcting fluid

No erasable pens

Highlighters for highlighting only

Clear water bottle (no writing)

No phones, headphones/earbuds or watches

SUBJECT SPECIFIC

Science – calculator + maths set

Geography - calculator

Maths scientific calculator/ maths sets

DT/ engineering – drawing sets

PE/ sports science calculator

Formula sheets for physics– will be on Satchel One
Printed copies for exams

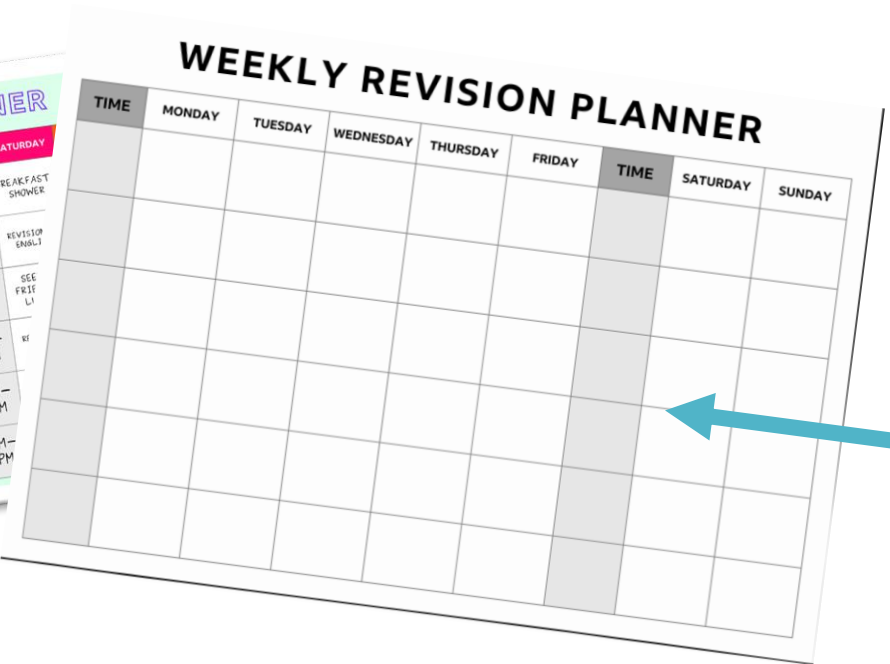
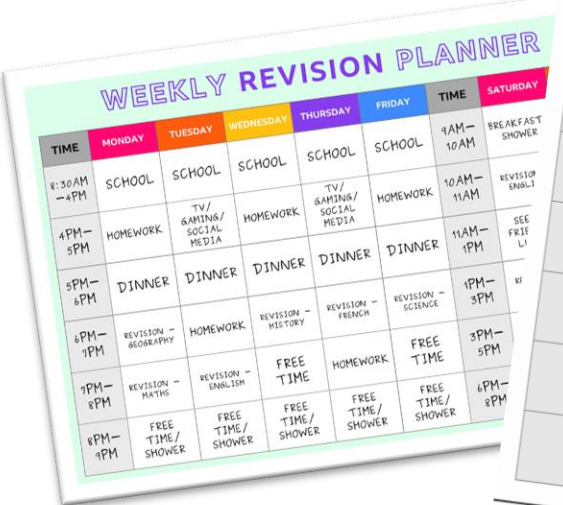
TOP TIP bring a calculator to every exam and students will be told otherwise.



How do I make a revision timetable?



Online timetable creator
<https://getrevising.co.uk/planner>



Use of AI can also help

Paper copies available for students to create their own

Revision

Balance
and habits

Atomic Habits

James Clear



Where can I find subject specific revision materials?



Intervention schedule given to students

Top Tips for History Revision



1. Make the most of lessons

Teachers have planned the remaining weeks to complete the GCSE course. Revision in lesson time will be negligible.

2. Complete homework on satchel:one and Teams


Complete these tasks every week. Some tasks will be revision but most will be based on completing the final unit.

3. Use Teams to consolidate learning

All resources, PowerPoints, worksheets and HL, are set on Teams as assignments. Use these to recap your learning and/or catch up on missed learning as a result of absence.


4. Complete revision quizzes and activities on Teams

Work on specific areas for improvement. *Medicine Through Time, Anglo-Saxon and Normans, Russia 1917-45 or Conflict in the Middle East 1945-95.* Complete the quizzes, use the revision materials to create mind maps, flash cards, dual coding diagrams and then apply this knowledge to the past papers provided. Hand these in to your teacher for marking.



5. Complete past papers using the Pearson Revision Guides

These books have a very useful section at the back where model answers are given. Answer these questions without the model answer. When complete, compare to the model, where could you improve? Complete the other sample questions. Hand these in to your teacher for marking.



Top tips for revision
Available on the website



YEARS 10 AND 11

YR10 AND YR11 CALENDARS

KS4 COURSE OVERVIEWS

Updated documents for 2024-2025 are available at the bottom of this page.

In this document you will find:

- A summary of the NEAs (non-exam assessments) and external exams required for each GCSE or vocational subject.
- Guidance on home learning expectations.

How do I find out about my child's access arrangements?

How to best make use of access arrangements drop in - HMC

Please email Dr Marston
omarston@lintonvc.org

What about the timings of the exams?

- Morning starts 8.45 (in the hall)
- Afternoon 12.45 (in the hall)
- Where longer exams in the afternoon, alternative transport needed.
- Arrive at least 30 mins before the start of the exam – communicate lateness.
- Seating plans will be posted everyday
- Early lunch for those in school all day.





exams@lintonvc.org